

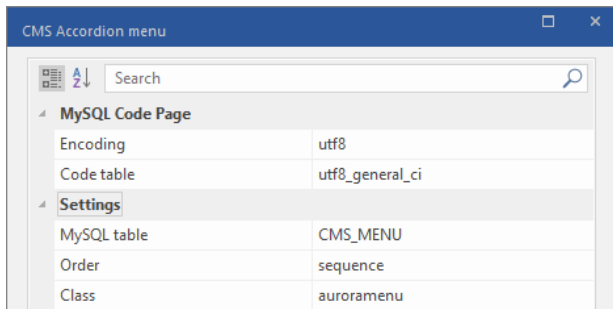
## Adaptive Accordion menu for CMS WYSIWYG Web Builder

(online editing via [WWB MySQL CRUD](#))

### Version 2.0.0.0

The Accordion menu will only work on a page with a CMS View.

Install php in the page settings and configure the CMS View.



### Make basic menu settings

**MySQL Code Page** – to support various languages. By default, the most used UTF 8 encoding is enabled. You can use other encodings, for example cp1251, latin1, etc.

- **Encoding** – this string is unlocked for writing, UTF8 is used by default;
- **Code table** – this row is unlocked for writing. by default, utf8\_general\_ci is used.

**MySQL table CMS\_MENU** — *this is the name of the MySQL table, see below how to create MySQL tables in phpMyAdmin.*

**Order** – id predefined category order in MySQL.

`sequence` custom category order.

If you want to flexibly customize categories, leave `sequence`.

**Class** – only the word in Latin letters, do not use the characters "." "#"

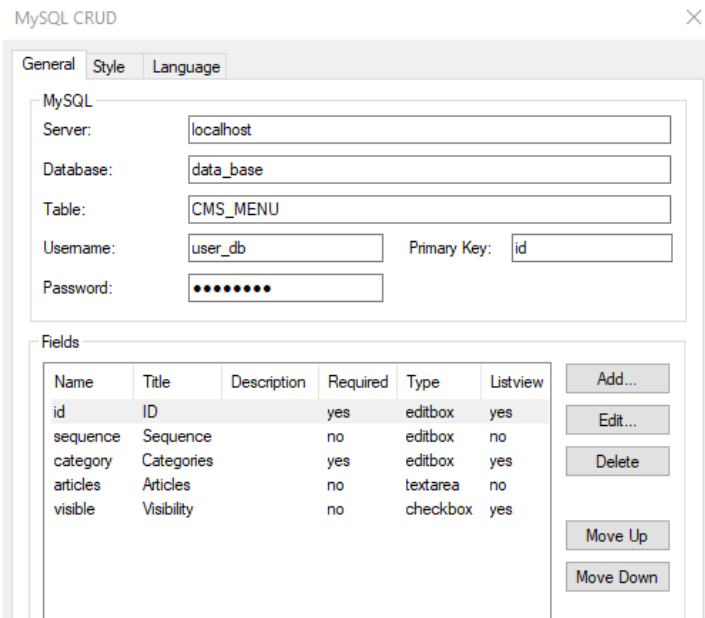
Customize the menu CSS styles, see the tips in the extension.

**The preview is only available on the published page!**

Configure the Admin Panel using [MySQL CRUD](#)

**MySQL CRUD is not included in the package!**

Purchase it at <https://www.wysiwygwebbuilder.com/mysqlcrud.html>



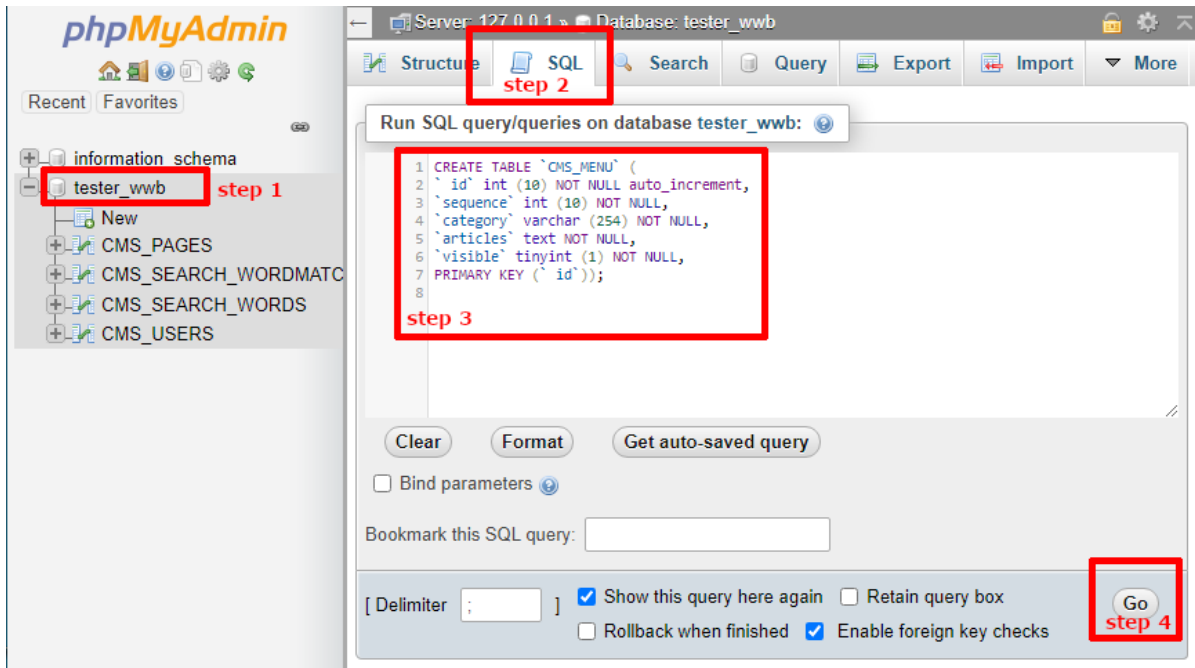
### Create rows in MySQL CRUD

Columns "Name", "Required", "Listview" и "Type" required to be filled in as indicated in the table.

| Name     | Title      | Description | Required | Type     | Listview |
|----------|------------|-------------|----------|----------|----------|
| id       | ID         |             | yes      | editbox  | yes      |
| sequence | Sequence   |             | yes      | editbox  | yes      |
| category | Categories |             | yes      | editbox  | yes      |
| articles | Articles   |             | no       | textarea | no       |
| visible  | Visibility |             | no       | checkbox | yes      |

### Create MySQL tables using phpMyAdmin

```
CREATE TABLE `CMS_MENU` (
  `id` int(10) NOT NULL auto_increment,
  `sequence` int(10) NOT NULL,
  `category` varchar(254) NOT NULL,
  `articles` text NOT NULL,
  `visible` tinyint(1) NOT NULL,
  PRIMARY KEY (`id`));
```



Open the created Admin panel (MySQL CRUD) in the browser and prepare the menu.

|          |  |        |  |
|----------|--|--------|--|
| Save     |  | Cancel |  |
| id       | 1  |        |  |
| Sequence | 1  |        |  |
| Category | Any category name  |        |  |
| Articles | <pre> &lt;li&gt;&lt;a href="/articles.php?page=5"&gt;Article title 1&lt;/a&gt;&lt;/li&gt; &lt;li&gt;&lt;a href="/articles.php?page=6"&gt;Article title 2&lt;/a&gt;&lt;/li&gt; &lt;li&gt;&lt;a href="/articles.php?page=3"&gt;Article title 3&lt;/a&gt;&lt;/li&gt; &lt;li&gt;&lt;a href="/articles.php?page=4"&gt;Article title 4&lt;/a&gt;&lt;/li&gt; </pre> |        |  |
| Visible  | <input checked="" type="checkbox"/>  |        |  |

Adding links to pages with CMS View

Example:

```

<li><a href="/articles.php?page=1"> Article title 1</a></li>
<li><a href="/articles.php?page=2"> Article title 2</a></li>
<li><a href="/articles.php?page=3"> Article title 3</a></li>
<li><a href="/articles.php?page=4"> Article title 4</a></li>

```

### CMS Link Rules

articles.php - this is a page with a CMS View in Wysiwyg Web Builder

?page=14 – generated page, number id see through phpMyAdmin in the table CMS\_PAGES

| id | category_id | parent_id | name                               | content  | home | visible | create_date         | created_by |
|----|-------------|-----------|------------------------------------|--|------|---------|---------------------|------------|
| 1  | 0           | NULL      | Category 1                         | <p> | 0    | 1       | 2021-11-19 14:32:26 | admin      |
| 3  | 0           | NULL      | Category 3                         | <p> | 0    | 1       | 2021-11-18 16:48:27 | admin      |
| 8  | 0           | NULL      | Category 5                         | <p> | 0    | 1       | 2021-11-18 17:39:17 | admin      |
| 13 | 0           | 8         | Morbi lacinia molestie dui         | <p> | 0    | 1       | 2021-11-18 16:48:41 | admin      |

An alternative way to view and display the link number through extensions:

**DataTables** <https://www.wysiwygwebbuilder.com/datatables.html>

**Bootstrap Tables** <http://www.wysiwygwebbuilder.com/bootstrapable.html>

**Responsive Data Table** <https://www.wysiwygwebbuilder.com/responsivedatatable.html>

Dmitriy.N // NDV

<https://wwb.art-studio.top>